

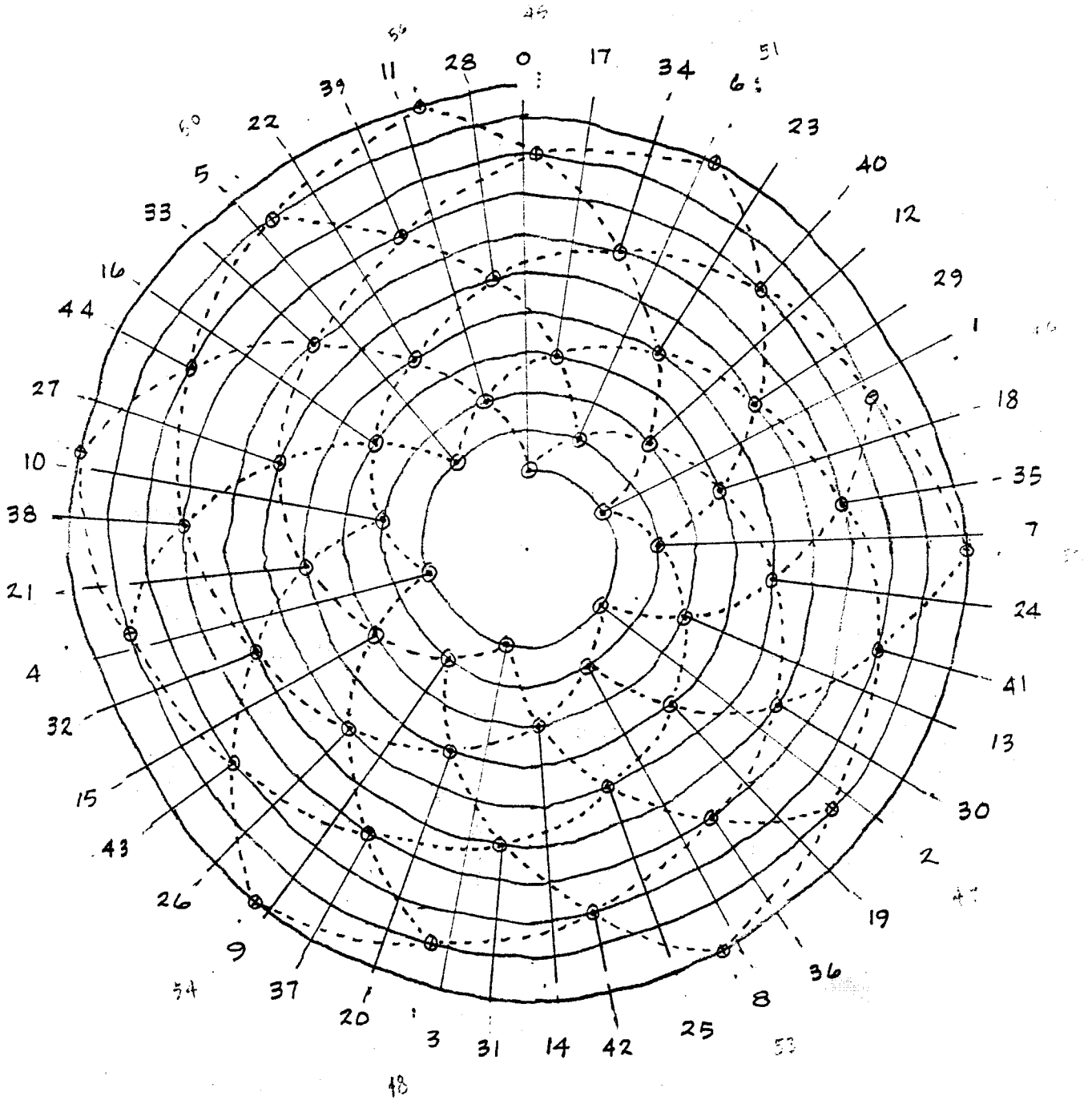
NOTE ON CACTUS It is not clear what Wilson is referring to by omega. The guess is that Horogram 1, being the smallest, might have been the last Horogram he worked out, as Wilson often worked from the near half octave to the smallest interval. For example, this is how he would work out MOS patterns of equal divisions. Here though Wilson is treating the value (1.13126746369...) from Horogram 1 as an acoustical ratio and not a logarithmic value. The log base-2 of this value (0.17794003652...) is very close to the generator of Horogram 3 (0.177998211).

Acoustic Ω (1.13126746369... from Scale-Tree) Spirogram

©1998 by Erv Wilson, all rights reserved

22 MAR 98. EW

$\log_2 = .17794003652...$



6x11 opposing spirals. This idea comes from an actual cactus photographed by Feininger, (and whos logarithmic generator might well be the Golden Zig-Zag pattern at .177998211118...)

1.13126746369... (acoustic Ω , Scale-Tree)

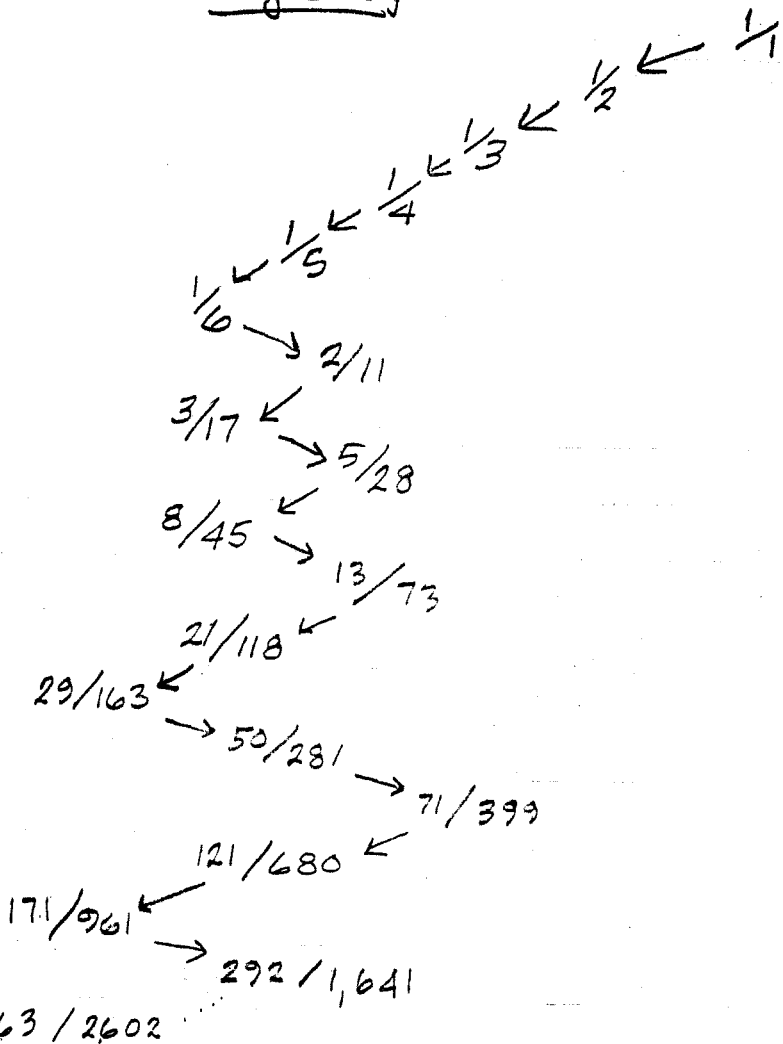
$\log_2 = \underline{\underline{.177940063652...}}$

22 MAR. EW

	<u>1/N</u>	
	.17794...	
←	5	.619
→	1	.613
←	1	.630
→	1	.585
←	1	.707
→	1	.413
←	2	.420
→	2	.376
←	2	.653
	1	.530

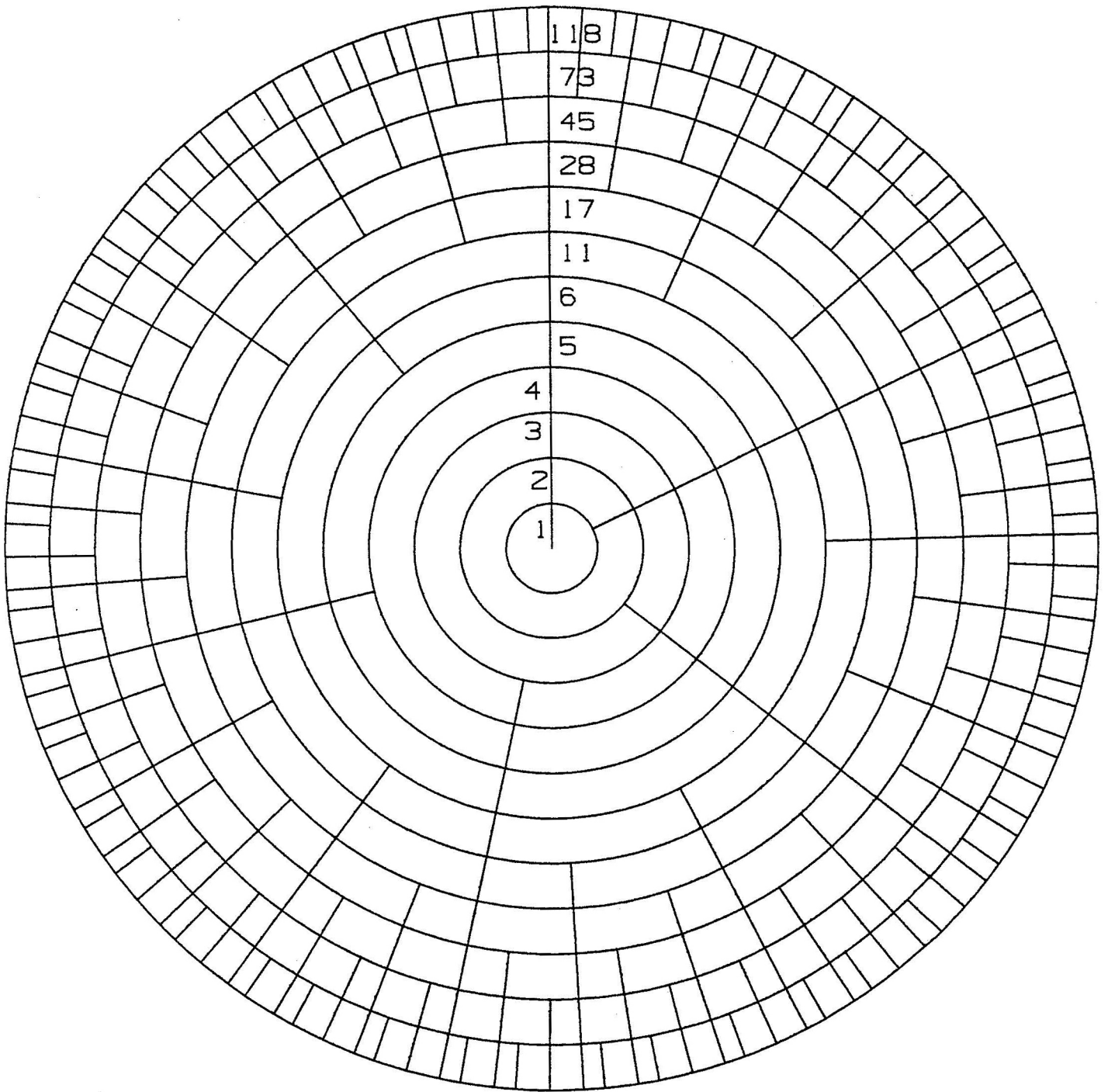
0/1

Zig-Zag



!

$$\frac{1 \phi + 0}{5 \phi + 1}$$



3

.177998211
(64.07935596)